




14 Wall & Ceiling LED>Adjustable Beams

67340A/AN/W



2x3W LED wall light with adjustable beam, ideal for both indoor and outdoor installation.

Complete with 700mA driver.

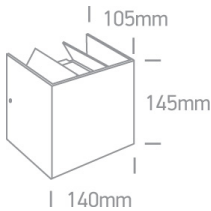
Complies with standard EN60598-1 and any other specific standards.



Downloads







Dimensions



Physical Specification

Item Group	14 Wall & Ceiling LED
Family	Adjustable Beams
Order Code	67340A/AN/W
Colour	Anthracite
Material	Die Cast
Shape	Rectangular
Length	140mm
Width	105mm
Height	145mm
Surface Wall	Yes
Indoor	Yes
Outdoor	Yes

Adjustable	No
Electrical Characteristics	
Gear	Built In
Fitting + Driver	
Input Voltage	220-240V
50 Hz	Yes
60 Hz	Yes
Safety Class	
Power(Watts)	2x3W
IP Rating	IP54
Light Source	LED built in
Dimmable	No
F Mark	
Fitting	
Input Type	Constant Current
Input Current	700mA
Voltage	9V
Safety Class	
Power(Watts)	5,4W
IP Rating	IP54
Light Source	LED built in
LED Type	COB
LED Brand	Cree
F Mark	
Gear	
Gear Type	Led Driver
Input Voltage	220-240V

50 Hz
60 Hz
Power(Watts)
Power Factor
Constant Current
700mA
IP Rating
Safety Class
Brand
Protection

Yes
Yes
3,85-7,7W
0,5
Yes
5,5-11V
IP20

Eaglerise
0

Illumination Data

Colour Temperature
Lumen Output
Light Efficiency
CRI
Illumination Diagram

3000K
2x210lm
70lm/W
80


Packing Info

Box Length
Box Width
Box Height
Box Weight
Pcs/Carton
Barcode
HS Code

15,5cm
15,5cm
12,5cm
1,1Kg
8
5291889043768
9405409900

Energy Label



Certification & Warranty

Warranty

2 Years

Weee Directive

Yes

switch to
one light!

